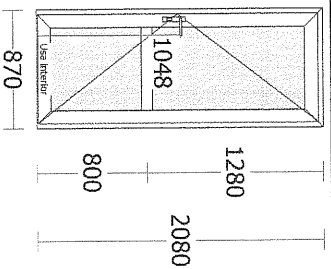


Pozitia

Cant. Pret  
EUR

Total  
EUR



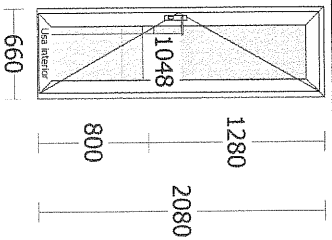
VEDERE INTERIOR

DESCRIDERE INTERIOARA

Usă 1 Diabet	1	2	9
Serie:	Rehau Euro-Design 60		
Culoare:	Alb		
Garnitura:	Gri		
Geam:	24mm, PANEL ALB		
Marcă Fer:	Roto NT		
Montaj:	Fara montaj cu gauri montaj		0.00
Toc:	RAMA 64 EURO 60		
Cercevea:	CANAT Z74 TD		
Otel Ccv.:	ARMATURĂ 35x42x2mm		
Set Ferro.:	Usa interior		
Prag:	PRAG AL CONSTRUCTIE VECHIE24mm		
	Coefficient de transfer termic: 1.62 W/m²K		
	Coefficient de transfer fonic:Db.		

Suprafată : 1.810 mp

Total



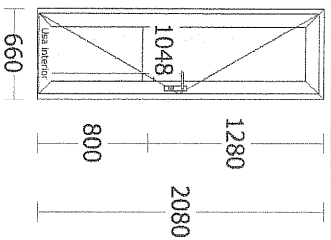
VEDERE INTERIOR

DESCRIDERE INTERIOARA

Usă 2 Diabet	1		
Serie:	Rehau Euro-Design 60		
Culoare:	Alb		
Garnitura:	Gri		
Geam:	24mm, PANEL ALB		
Marcă Fer:	Roto NT		
Montaj:	Fara montaj cu gauri montaj		0.00
Toc:	RAMA 64 EURO 60		
Cercevea:	CANAT Z74 TD		
Otel Ccv.:	ARMATURĂ 35x42x2mm		
Set Ferro.:	Usa interior		
Prag:	PRAG AL CONSTRUCTIE VECHIE24mm		
	Coefficient de transfer termic: 1.67 W/m²K		
	Coefficient de transfer fonic:Db.		

Suprafată : 1.373 mp

Total

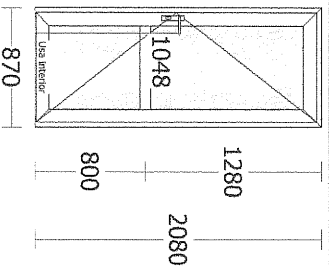


VEDERE INTERIOR  
DESCHIDERE INTERIOARA

Suprafață : 1.373 mp

Total

Ușă 3 Diabet	1	
Serie:	Rehau Euro-Design 60	
Culoare:	Alb	
Garnitura:	Gri	
Geam:	24mm, PANEL ALB	
Marcă Ferr:	Roto NT	
Montaj:	Fara montaj cu gauri montaj	0.00
Toc:	RAMA 64 EURO 60	
Cercevea:	CANAT Z74 TD	
Otel Ccv.:	ARMATURĂ 35x42x2mm	
Set Ferro.:	Usa interior	
Prag:	PRAG AL CONSTRUCTIE VECHE24mm	
Coefficient de transfer termic:	1.67 W/m <sup>2</sup> K	
Coefficient de transfer fonc:	Db.	

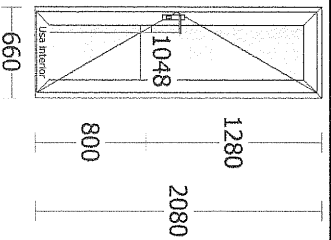


VEDERE INTERIOR  
DESCHIDERE INTERIOARA

Suprafață : 5.429 mp

Total

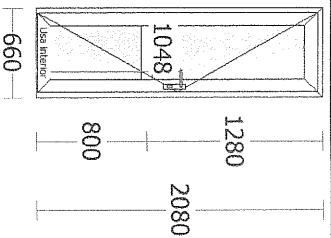
Ușă 5 Radiologie	1	
Serie:	Rehau Euro-Design 60	
Culoare:	Alb	
Garnitura:	Gri	
Geam:	24mm, PANEL ALB	
Marcă Ferr:	Roto NT	
Montaj:	Fara montaj cu gauri montaj	0.00
Toc:	RAMA 64 EURO 60	
Cercevea:	CANAT Z74 TD	
Otel Ccv.:	ARMATURĂ 35x42x2mm	
Set Ferro.:	Usa interior	
Prag:	PRAG AL CONSTRUCTIE VECHE24mm	
Coefficient de transfer termic:	1.67 W/m <sup>2</sup> K	
Coefficient de transfer fonc:	Db.	



VEDERE INTERIOR  
DESCHIDERE INTERIOARA

Suprafață : 1.373 mp

Total

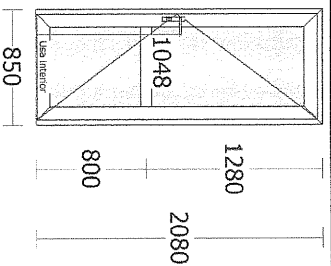


VEDERE INTERIOR  
DESCHIDERE INTERIOARA

Suprafata : 2.746 mp

Total

Usă 6 Radiologie	2	0.00
Serie:	Rehau Euro-Design 60	
Culoare:	Alb	
Garnitura:	Gri	
Geam:	24mm, PANEL ALB	
Marcă Ferr:	Roto NT	
Montaj:	Fara montaj cu gauri montaj	0.00
Toc:	RAMA 64 EURO 60	
Cercevea:	CANAT Z74 TD	
Otel Ccv.:	ARMATURA 35x42x2mm	
Set Ferro.:	Usa interior	
Prag:	PRAG AL CONSTRUCTIE VECHIE24mm	
Coefficient de transfer termic:	1.67 W/m²K	
Coefficient de transfer foncic:	Db.	

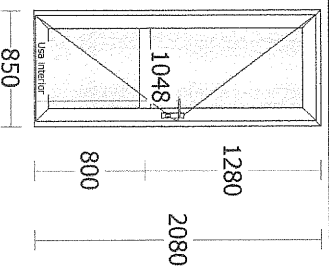


VEDERE INTERIOR  
DESCHIDERE INTERIOARA

Suprafata : 3.536 mp

Total

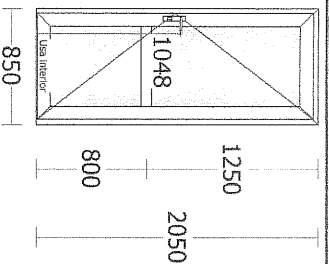
Usă 8 Chirurgie	1	0.00
Serie:	Rehau Euro-Design 60	
Culoare:	Alb	
Garnitura:	Gri	
Geam:	24mm, PANEL ALB	
Marcă Ferr:	Roto NT	
Montaj:	Fara montaj cu gauri montaj	0.00
Toc:	RAMA 64 EURO 60	
Cercevea:	CANAT Z74 TD	
Otel Ccv.:	ARMATURA 35x42x2mm	
Set Ferro.:	Usa interior	
Prag:	PRAG AL CONSTRUCTIE VECHIE24mm	
Coefficient de transfer termic:	1.62 W/m²K	
Coefficient de transfer foncic:	Db.	



VEDERE INTERIOR  
DESCHIDERE INTERIOARA

Suprafata : 1.768 mp

Total

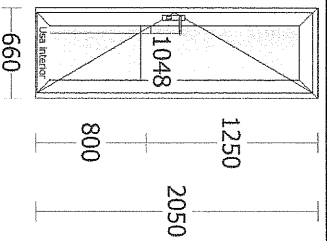


VEDERE INTERIOR  
DESCHIDERE INTERIOARA

Ușă 9 pneumologie	1	
Serie:	Rehau Euro-Design 60	
Culoare:	Alb	
Garnitura:	Gri	
Geam:	24mm, PANEL ALB	
Marcă Fer:	Roto NT	
Montaj:	Fara montaj cu gauri montaj	0.00
Toc:	RAMA 64 EURO 60	
Cercevea:	CANAT Z74 TD	
Otel Ccv.:	ARMATURA 35x42x2mm	
Set Ferro.:	Usa interior	
Prag:	PRAG AL CONSTRUCTIE VECHIE24mm	
Coeficient de transfer termic: 1.62 W/m²K		
Coeficient de transfer fonc:Db.		

Suprafață : 1.742 mp

Total

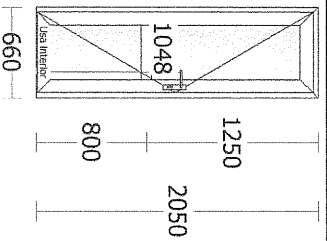


VEDERE INTERIOR  
DESCHIDERE INTERIOARA

Ușă 10 pneumologie	3	
Serie:	Rehau Euro-Design 60	
Culoare:	Alb	
Garnitura:	Gri	
Geam:	24mm, PANEL ALB	
Marcă Fer:	Roto NT	
Montaj:	Fara montaj cu gauri montaj	0.00
Toc:	RAMA 64 EURO 60	
Cercevea:	CANAT Z74 TD	
Otel Ccv.:	ARMATURA 35x42x2mm	
Set Ferro.:	Usa interior	
Prag:	PRAG AL CONSTRUCTIE VECHIE24mm	
Coeficient de transfer termic: 1.67 W/m²K		
Coeficient de transfer fonc:Db.		

Suprafață : 4.059 mp

Total

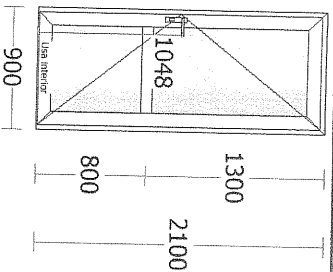


VEDERE INTERIOR  
DESCHIDERE INTERIOARA

Ușă 11 pneumologie	3	
Serie:	Rehau Euro-Design 60	
Culoare:	Alb	
Garnitura:	Gri	
Geam:	24mm, PANEL ALB	
Marcă Fer:	Roto NT	
Montaj:	Fara montaj cu gauri montaj	0.00
Toc:	RAMA 64 EURO 60	
Cercevea:	CANAT Z74 TD	
Otel Ccv.:	ARMATURA 35x42x2mm	
Set Ferro.:	Usa interior	
Prag:	PRAG AL CONSTRUCTIE VECHIE24mm	
Coeficient de transfer termic: 1.67 W/m²K		
Coeficient de transfer fonc:Db.		

Suprafață : 4.059 mp

Total

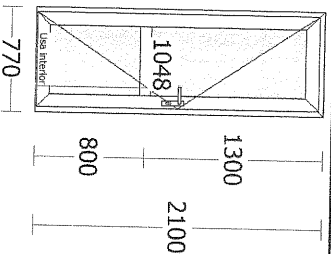


VEDERE INTERIOR  
DESCHIDERE INTERIOARA

Suprafață : 1.890 mp

Total

Usă 12 pneumologie	1	
Serie:	Rehau Euro-Design 60	
Culoare:	Alb	
Garnitura:	Gri	
Geam:	24mm, PANEL ALB	
Marcă Fer:	Roto NT	
Montaj:	Fara montaj cu gauri montaj	0.00
Toc:	RAMA 64 EURO 60	
Cercevea:	CANAT Z74 TD	
Otel Ccv.:	ARMATURA 35x42x2mm	
Set Ferro.:	Usa interior	
Prag:	PRAG AL CONSTRUCTIE VECHIE24mm	
Coefficient de transfer termic:	1.61 W/m²K	
Coefficient de transfer foncic:Db.		

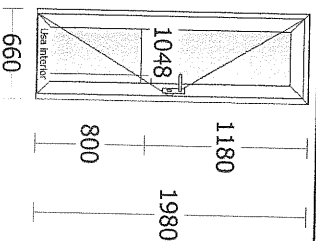


VEDERE INTERIOR  
DESCHIDERE INTERIOARA

Suprafață : 1.617 mp

Total

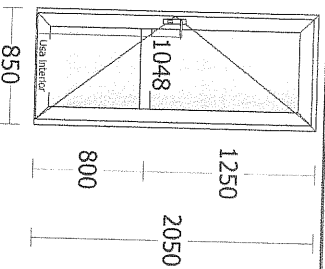
Usă 14 pneumologie	1	
Serie:	Rehau Euro-Design 60	
Culoare:	Alb	
Garnitura:	Gri	
Geam:	24mm, PANEL ALB	
Marcă Fer:	Roto NT	
Montaj:	Fara montaj cu gauri montaj	0.00
Toc:	RAMA 64 EURO 60	
Cercevea:	CANAT Z74 TD	
Otel Ccv.:	ARMATURA 35x42x2mm	
Set Ferro.:	Usa interior	
Prag:	PRAG AL CONSTRUCTIE VECHIE24mm	
Coefficient de transfer termic:	1.67 W/m²K	
Coefficient de transfer foncic:Db.		



VEDERE INTERIOR  
DESCHIDERE INTERIOARA

Suprafață : 1.307 mp

Total

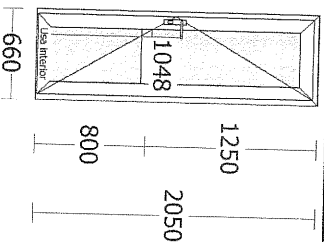


VEDERE INTERIOR  
DESCHIDERE INTERIOARA

Suprafată : 3.485 mp

Total

Ușă 15 stomatologie et1	2	
Serie:	Rehau Euro-Design 60	
Culoare:	Alb	
Garnitura:	Gri	
Geam:	24mm, PANEL ALB	
Marcă Fer:	Roto NT	
Montaj:	Fara montaj cu gauri montaj	0,00
Toc:	RAMA 64 EURO 60	
Cercevea:	CANAT Z74 TD	
Otel Ccv.:	ARMATURA 35x42x2mm	
Set Ferro.:	Usa interior	
Prag:	PRAG AL CONSTRUCTIE VECHE24mm	
Coefficient de transfer termic:	1.62 W/m²K	
Coefficient de transfer foncic:Db.		

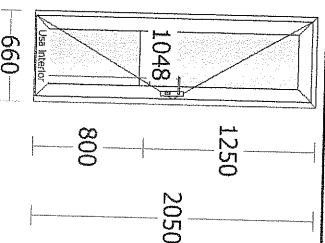


VEDERE INTERIOR  
DESCHIDERE INTERIOARA

Suprafată : 2.706 mp

Total

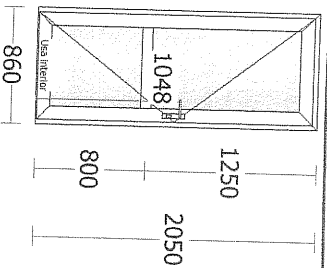
Ușă 17	3	
Serie:	Rehau Euro-Design 60	
Culoare:	Alb	
Garnitura:	Gri	
Geam:	24mm, PANEL ALB	
Marcă Fer:	Roto NT	
Montaj:	Fara montaj cu gauri montaj	0,00
Toc:	RAMA 64 EURO 60	
Cercevea:	CANAT Z74 TD	
Otel Ccv.:	ARMATURA 35x42x2mm	
Set Ferro.:	Usa interior	
Prag:	PRAG AL CONSTRUCTIE VECHE24mm	
Coefficient de transfer termic:	1.67 W/m²K	
Coefficient de transfer foncic:Db.		



VEDERE INTERIOR  
DESCHIDERE INTERIOARA

Suprafată : 4.059 mp

Total

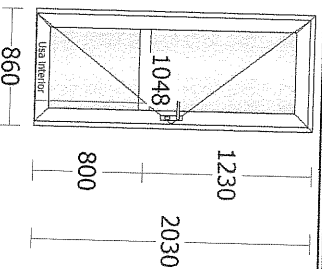


VEDERE INTERIOR  
DESCHIDERE INTERIOARA

Suprafață : 5.289 mp

Total

Ușă 18	3	
Serie:	Rehau Euro-Design 60	
Culoare:	Alb	
Garnitura:	Gri	
Geam:	24mm, PANEL ALB	
Marcă Fer:	Roto NT	
Montaj:	Fara montaj cu gauri montaj	0.00
Toc:	RAMA 64 EURO 60	
Cercevea:	CANMAT Z74-TD	
Otel Ccv.:	ARMATURA 35x42x2mm	
Set Ferro.:	Usa interior	
Prag:	PRAG AL CONSTRUCTIE VECHE24mm	
	Coefficient de transfer termic: 1.62 W/m²K	
	Coefficient de transfer fonic:Db.	

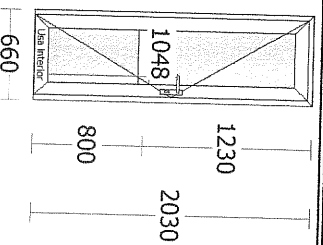


VEDERE INTERIOR  
DESCHIDERE INTERIOARA

Suprafață : 10.475 mp

Total

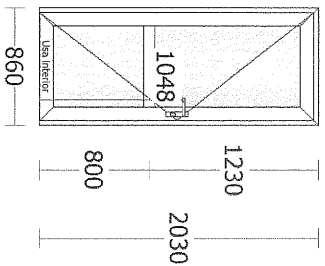
Ușă 20	1	
Serie:	Rehau Euro-Design 60	
Culoare:	Alb	
Garnitura:	Gri	
Geam:	24mm, PANEL ALB	
Marcă Fer:	Roto NT	
Montaj:	Fara montaj cu gauri montaj	0.00
Toc:	RAMA 64 EURO 60	
Cercevea:	CANMAT Z74 TD	
Otel Ccv.:	ARMATURA 35x42x2mm	
Set Ferro.:	Usa interior	
Prag:	PRAG AL CONSTRUCTIE VECHE24mm	
	Coefficient de transfer termic: 1.67 W/m²K	
	Coefficient de transfer fonic:Db.	



VEDERE INTERIOR  
DESCHIDERE INTERIOARA

Suprafață : 1.340 mp

Total

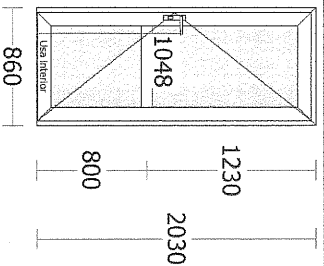


VEDERE INTERIOR  
DESCRIDERE INTERIOARA

Suprafată : 5.237 mp

Total

Ușă 21 etaj II	3	
Serie:	Rehau Euro-Design 60	
Culoare:	Alb	
Garnitura:	Gri	
Geam:	24mm, PANEL ALB	
Marcă Fer:	Roto NT	
Montaj:	Fara montaj cu gauri montaj	0.00
Toc:	RAMA 64 EURO 60	
Cercevea:	CANAT Z74 TD	
Otel Ccv.:	ARMATURĂ 35x42x2mm	
Set Ferro.:	Usa interior	
Prag:	PRAG AL CONSTRUCTIE VECHE24mm	
Coefficient de transfer termic:	1.62 W/m <sup>2</sup> K	
Coefficient de transfer foncic:	Db.	

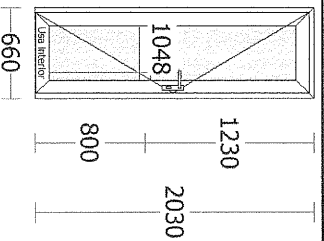


VEDERE INTERIOR  
DESCRIDERE INTERIOARA

Suprafată : 3.492 mp

Total

Ușă 22 etaj II	2	
Serie:	Rehau Euro-Design 60	
Culoare:	Alb	
Garnitura:	Gri	
Geam:	24mm, PANEL ALB	
Marcă Fer:	Roto NT	
Montaj:	Fara montaj cu gauri montaj	0.00
Toc:	RAMA 64 EURO 60	
Cercevea:	CANAT Z74 TD	
Otel Ccv.:	ARMATURĂ 35x42x2mm	
Set Ferro.:	Usa interior	
Prag:	PRAG AL CONSTRUCTIE VECHE24mm	
Coefficient de transfer termic:	1.62 W/m <sup>2</sup> K	
Coefficient de transfer foncic:	Db.	

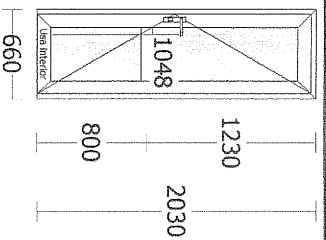


VEDERE INTERIOR  
DESCRIDERE INTERIOARA

Suprafată : 2.680 mp

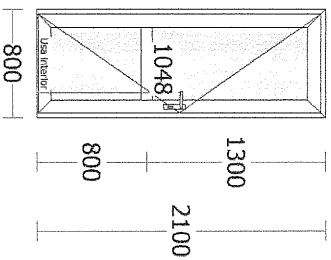
Total





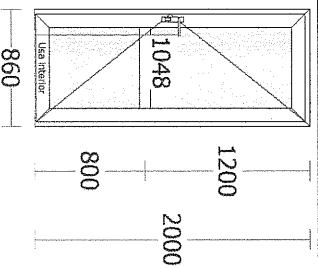
VEDERE INTERIOR  
DESCHIDERE INTERIOARA

Ușă 24 etaj II	4	
Serie:	Rehau Euro-Design 60	
Culoare:	Alb	
Garnitura:	Gri	
Geam:	24mm, PANEL ALB	
Marcă Fer:	Roto NT	
Montaj:	Fara montaj cu gauri montaj	0.00
Toc:	RAMA 64 EURO 60	
Cercevea:	CANAT Z74 TD	
Otel Ccv.:	ARMATURA 35x42x2mm	
Set Ferro.:	Usa interior	
Prag:	PRAG AL CONSTRUCTIE VECHIE24mm	
Coeficient de transfer termic: 1.67 W/m²K		
Coeficient de transfer fonc:Db.		
<b>Suprafață :</b>	<b>5.359 mp</b>	<b>Total 5.359</b>



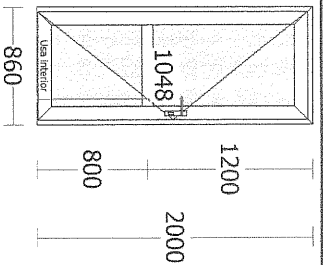
VEDERE INTERIOR  
DESCHIDERE INTERIOARA

Ușă 25 Etaj 2	1	
Serie:	Rehau Euro-Design 60	
Culoare:	Alb	
Garnitura:	Gri	
Geam:	24mm, PANEL ALB	
Marcă Fer:	Roto NT	
Montaj:	Fara montaj cu gauri montaj	0.00
Toc:	RAMA 64 EURO 60	
Cercevea:	CANAT Z74 TD	
Otel Ccv.:	ARMATURA 35x42x2mm	
Set Ferro.:	Usa interior	
Prag:	PRAG AL CONSTRUCTIE VECHIE24mm	
Coeficient de transfer termic: 1.63 W/m²K		
Coeficient de transfer fonc:Db.		
<b>Suprafață :</b>	<b>1.680 mp</b>	<b>Total 1.680</b>



VEDERE INTERIOR  
DESCHIDERE INTERIOARA

Ușă 26 Etaj 2	1	
Serie:	Rehau Euro-Design 60	
Culoare:	Alb	
Garnitura:	Gri	
Geam:	24mm, PANEL ALB	
Marcă Fer:	Roto NT	
Montaj:	Fara montaj cu gauri montaj	0.00
Toc:	RAMA 64 EURO 60	
Cercevea:	CANAT Z74 TD	
Otel Ccv.:	ARMATURA 35x42x2mm	
Set Ferro.:	Usa interior	
Prag:	PRAG AL CONSTRUCTIE VECHIE24mm	
Coeficient de transfer termic: 1.63 W/m²K		
Coeficient de transfer fonc:Db.		
<b>Suprafață :</b>	<b>1.720 mp</b>	<b>Total 1.720</b>

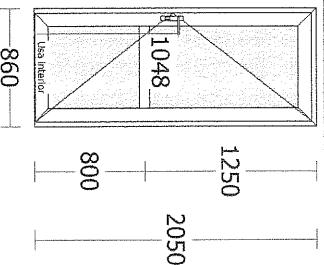


VEDERE INTERIOR  
DESCHIDERE INTERIOARA

Suprafață : 1.720 mp

Total

Usă 27 Etaj 2	1	
Serie:	Rehau Euro-Design 60	
Culoare:	Alb	
Garnitura:	Gri	
Geam:	24mm, PANEL ALB	
Marcă Fer:	Roto NT	
Montaj:	Fara montaj cu gauri montaj	0.00
Toc:	RAMA 64 EURO 60	
Cercevea:	CANAT Z74 TD	
Otel Ccv.:	ARMATURA 35x42x2mm	
Set Ferro.:	Usa interior	
Prag:	PRAG AL CONSTRUCTIE VECHE24mm	
Coefficient de transfer termic:	1.63 W/m²K	
Coefficient de transfer foncic:	Db.	

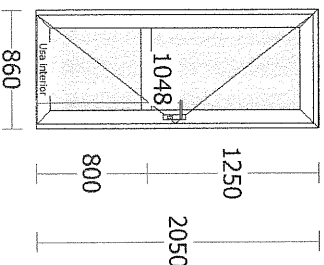


VEDERE INTERIOR  
DESCHIDERE INTERIOARA

Suprafață : 3.526 mp

Total

Usă 28 Etaj 2	2	
Serie:	Rehau Euro-Design 60	
Culoare:	Alb	
Garnitura:	Gri	
Geam:	24mm, PANEL ALB	
Marcă Fer:	Roto NT	
Montaj:	Fara montaj cu gauri montaj	0.00
Toc:	RAMA 64 EURO 60	
Cercevea:	CANAT Z74 TD	
Otel Ccv.:	ARMATURA 35x42x2mm	
Set Ferro.:	Usa interior	
Prag:	PRAG AL CONSTRUCTIE VECHE24mm	
Coefficient de transfer termic:	1.62 W/m²K	
Coefficient de transfer foncic:	Db.	

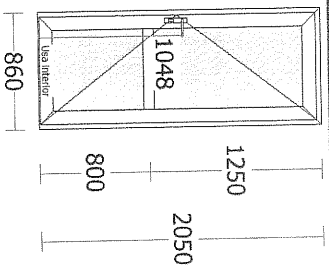


VEDERE INTERIOR  
DESCHIDERE INTERIOARA

Suprafață : 5.289 mp

Total

Usă 29 Etaj 2	3	
Serie:	Rehau Euro-Design 60	
Culoare:	Alb	
Garnitura:	Gri	
Geam:	24mm, PANEL ALB	
Marcă Fer:	Roto NT	
Montaj:	Fara montaj cu gauri montaj	0.00
Toc:	RAMA 64 EURO 60	
Cercevea:	CANAT Z74 TD	
Otel Ccv.:	ARMATURA 35x42x2mm	
Set Ferro.:	Usa interior	
Prag:	PRAG AL CONSTRUCTIE VECHE24mm	
Coefficient de transfer termic:	1.62 W/m²K	
Coefficient de transfer foncic:	Db.	



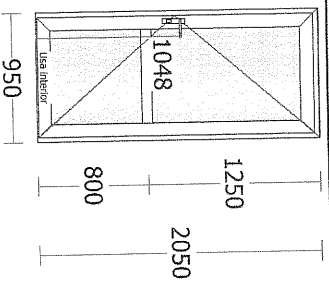
VEDERE INTERIOR

DESCHIDERE INTERIOARA

Suprafață : 5.289 mp

Total

Ușă 30 Etaj 2 3  
 Serie: Rehau Euro-Design 60  
 Culoare: Alb  
 Garnitura: Gri  
 Geam: 24mm, PANEL ALB  
 Marcă Fer: Roto NT  
 Montaj: Fara montaj cu gauri montaj 0.00  
 Toc: RAMA 64 EURO 60  
 Cercevea: CANAT Z74 TD  
 Otel Ccv.: ARMATURA 35x42x2mm  
 Set Ferro.: Usa Interior  
 Prag: PRAG AL CONSTRUCTIE VECHIE24mm  
 Coeficient de transfer termic: 1.62 W/m²K  
 Coeficient de transfer fonc:Db.



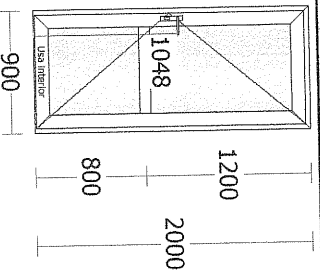
VEDERE INTERIOR

DESCHIDERE INTERIOARA

Suprafață : 1.948 mp

Total

Ușă 31 Etaj 2 1  
 Serie: Rehau Euro-Design 60  
 Culoare: Alb  
 Garnitura: Gri  
 Geam: 24mm, PANEL ALB  
 Marcă Fer: Roto NT  
 Montaj: Fara montaj cu gauri montaj 0.00  
 Toc: RAMA 64 EURO 60  
 Cercevea: CANAT Z74 TD  
 Otel Ccv.: ARMATURA 35x42x2mm  
 Set Ferro.: Usa interior  
 Prag: PRAG AL CONSTRUCTIE VECHIE24mm  
 Coeficient de transfer termic: 1.61 W/m²K  
 Coeficient de transfer fonc:Db.



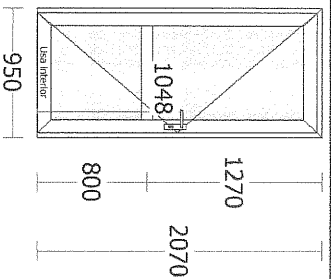
VEDERE INTERIOR

DESCHIDERE INTERIOARA

Suprafață : 1.800 mp

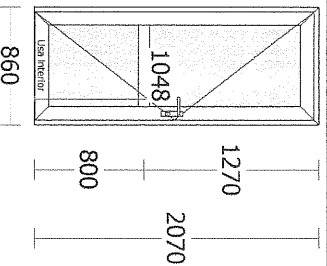
Total

Ușă 32 Etaj 2 1  
 Serie: Rehau Euro-Design 60  
 Culoare: Alb  
 Garnitura: Gri  
 Geam: 24mm, PANEL ALB  
 Marcă Fer: Roto NT  
 Montaj: Fara montaj cu gauri montaj 0.00  
 Toc: RAMA 64 EURO 60  
 Cercevea: CANAT Z74 TD  
 Otel Ccv.: ARMATURA 35x42x2mm  
 Set Ferro.: Usa interior  
 Prag: PRAG AL CONSTRUCTIE VECHIE24mm  
 Coeficient de transfer termic: 1.62 W/m²K  
 Coeficient de transfer fonc:Db.



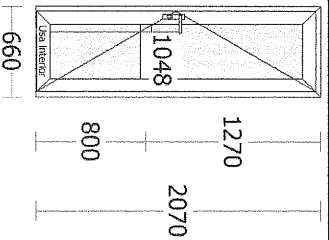
VEDERE INTERIOR  
DESCHIDERE INTERIOARA

Ușă 33 Etaj 2	7	1127
Series: Rehau Euro-Design 60		
Culoare: Alb		
Garnitura: Gri		
Geam: 24mm, PANEL ALB		
Marca Fer: Roto NT		
Montaj: Fara montaj cu gauri montaj		0,00
Toc: RAMA 64 EURO 60		
Cercevea: CANAT Z74 TD		
Otel Ccv.: ARMATURA 35x42x2mm		
Set Ferro.: Usa interior		
Prag: PRAG AL CONSTRUCTIE VECHE24mm		
Coefficient de transfer termic: 1.61 W/m <sup>2</sup> K		
Coefficient de transfer fonc:Db.		
<b>Total</b>		<b>1127</b>



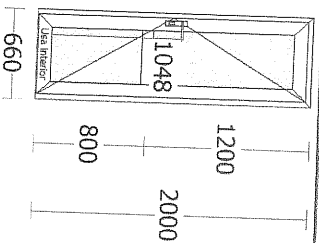
VEDERE INTERIOR  
DESCHIDERE INTERIOARA

Ușă 34 Etaj 2	2	1376
Series: Rehau Euro-Design 60		
Culoare: Alb		
Garnitura: Gri		
Geam: 24mm, PANEL ALB		
Marca Fer: Roto NT		
Montaj: Fara montaj cu gauri montaj		0,00
Toc: RAMA 64 EURO 60		
Cercevea: CANAT Z74 TD		
Otel Ccv.: ARMATURA 35x42x2mm		
Set Ferro.: Usa interior		
Prag: PRAG AL CONSTRUCTIE VECHE24mm		
Coefficient de transfer termic: 1.62 W/m <sup>2</sup> K		
Coefficient de transfer fonc:Db.		
<b>Total</b>		<b>1376</b>



VEDERE INTERIOR  
DESCHIDERE INTERIOARA

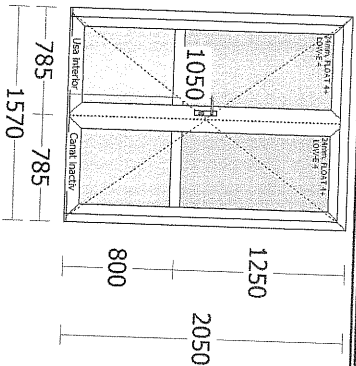
Ușă 35	2	2732
Series: Rehau Euro-Design 60		
Culoare: Alb		
Garnitura: Gri		
Geam: 24mm, PANEL ALB		
Marca Fer: Roto NT		
Montaj: Fara montaj cu gauri montaj		0,00
Toc: RAMA 64 EURO 60		
Cercevea: CANAT Z74 TD		
Otel Ccv.: ARMATURA 35x42x2mm		
Set Ferro.: Usa interior		
Prag: PRAG AL CONSTRUCTIE VECHE24mm		
Coefficient de transfer termic: 1.67 W/m <sup>2</sup> K		
Coefficient de transfer fonc:Db.		
<b>Total</b>		<b>2732</b>



Usă 36	1	
Serie:	Rehau Euro-Design 60	
Culoare:	Alb	
Garnitura:	Gri	
Geam:	24mm, PANEL ALB	
Marcă Fer:	Roto NT	
Montaj:	Fara montaj cu gauri montaj	0.00
Toc:	RAMA 64 EURO 60	
Cercevea:	CANAT Z74 TD	
Otel Ccv.:	ARMATURA 35x42x2mm	
Set Ferro.:	Usa interior	
Prag:	PRAG AL CONSTRUCTIE VECHE24mm	
Coefficient de transfer termic:	1.67 W/m <sup>2</sup> K	
Coefficient de transfer fonc:Db.		

Suprafață : 1.320 mp

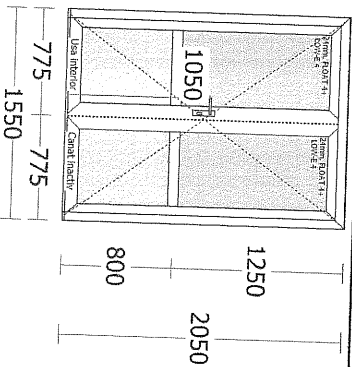
Total 2



Usă 37 diabet	1	42
Serie:	Rehau Euro-Design 60	
Culoare:	Alb	
Garnitura:	Gri	
Geam:	24mm, PANEL ALB	
Marcă Fer:	Roto NT	
Montaj:	Fara montaj cu gauri montaj	0.00
Toc:	RAMA 64 EURO 60	
Cercevea:	CANAT T94 DESCH EXT	
Otel Ccv.:	ARMATURA 35x42x2mm	
Set Ferro.:	Usa interior, Canat Inactiv	
Prag:	Fara Prag	
Coefficient de transfer termic:	1.56 W/m <sup>2</sup> K	
Coefficient de transfer fonc:Db.		

Suprafață : 3.219 mp

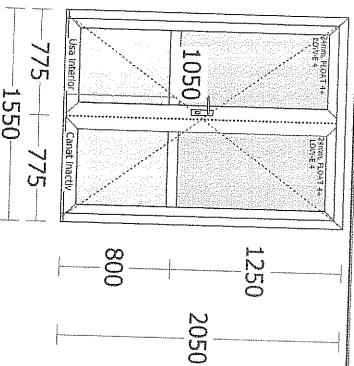
Total 2



Usă 38 radiologie	1	
Serie:	Rehau Euro-Design 60	
Culoare:	Alb	
Garnitura:	Gri	
Geam:	24mm, PANEL ALB	
Marcă Fer:	Roto NT	
Montaj:	Fara montaj cu gauri montaj	0.00
Toc:	RAMA 64 EURO 60	
Cercevea:	CANAT T94 DESCH EXT	
Otel Ccv.:	ARMATURA 35x42x2mm	
Set Ferro.:	Usa interior, Canat Inactiv	
Prag:	Fara Prag	
Coefficient de transfer termic:	1.56 W/m <sup>2</sup> K	
Coefficient de transfer fonc:Db.		

Suprafață : 3.178 mp

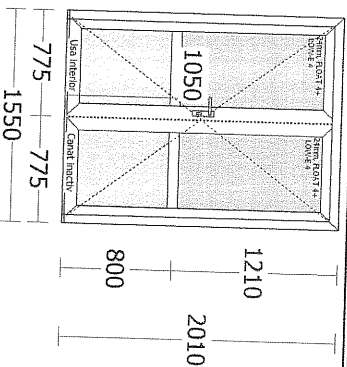
Total 420.51



Ușă 39 pneumologie 1  
 Serie: Rehau Euro-Design 60  
 Culoare: Alb  
 Garnitura: Gri  
 Geam: 24mm, PANEL ALB  
 Marcă Fer: Roto NT  
 Montaj: Fara montaj cu gauri montaj  
 Toc: RAMA 64 EURO 60  
 Cercevea: CANAT T94 DESCH EXT  
 Otel Ccv.: ARMATURA 35x42x2mm  
 Set Ferro.: Usa interior, Canat inactiv  
 Prag: Fara Prag  
 Coeficient de transfer termic: 1.56 W/m<sup>2</sup>K  
 Coeficient de transfer fonc:Db.

Suprafață : 3.178 mp

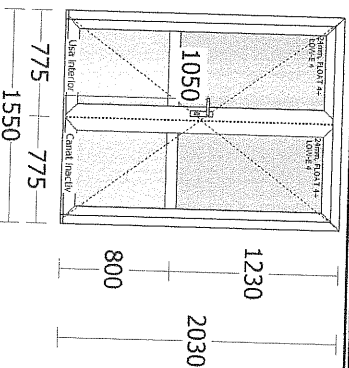
Total



Ușă 40 stomatologie 1  
 Serie: Rehau Euro-Design 60  
 Culoare: Alb  
 Garnitura: Gri  
 Geam: 24mm, PANEL ALB  
 Marcă Fer: Roto NT  
 Montaj: Fara montaj cu gauri montaj  
 Toc: RAMA 64 EURO 60  
 Cercevea: CANAT T94 DESCH EXT  
 Otel Ccv.: ARMATURA 35x42x2mm  
 Set Ferro.: Usa interior, Canat inactiv  
 Prag: Fara Prag  
 Coeficient de transfer termic: 1.56 W/m<sup>2</sup>K  
 Coeficient de transfer fonc:Db.

Suprafață : 3.115 mp

Total



Ușă 41 stomatologie 1  
 Serie: Rehau Euro-Design 60  
 Culoare: Alb  
 Garnitura: Gri  
 Geam: 24mm, PANEL ALB  
 Marcă Fer: Roto NT  
 Montaj: Fara montaj cu gauri montaj  
 Toc: RAMA 64 EURO 60  
 Cercevea: CANAT T94 DESCH EXT  
 Otel Ccv.: ARMATURA 35x42x2mm  
 Set Ferro.: Usa interior, Canat inactiv  
 Prag: Fara Prag  
 Coeficient de transfer termic: 1.56 W/m<sup>2</sup>K  
 Coeficient de transfer fonc:Db.

Suprafață : 3.147 mp

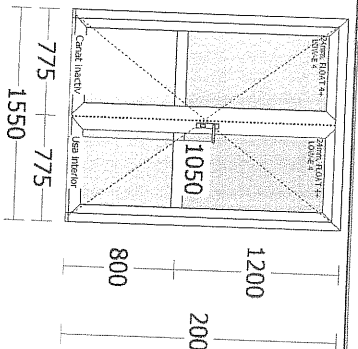
Total

VEDERE INTERIOR  
 DESCHIDERE EXTERIOARA

	Usă 42 etaj 2	1	0.00
	Serie: Rehau Euro-Design 60		
	Culoare: Alb		
	Garnitura: Gri		
	Geam: 24mm, PANEL ALB		
	Marcă Fer: Roto NT		
	Montaj: Fara montaj cu gauri montaj		0.00
	Toc: RAMA 64 EURO 60		
	Cercevea: CANAT T94 DESCH EXT		
	Otel Ccv.: ARMATURA 35x42x2mm		
	Set Ferro.: Usa interior, Canat inactiv		
	Prag: Fara Prag		
	Coeficient de transfer termic: 1.56 W/m²K		
	Coeficient de transfer foncic:Db.		
<b>VEDERE INTERIOR</b>			
<b>DESDCHIDERE EXTERIOARA</b>			
<b>Suprafată :</b>	<b>3.100 mp</b>	<b>Total</b>	

	Usă 43 etaj 2	1	0.00
	Serie: Rehau Euro-Design 60		
	Culoare: Alb		
	Garnitura: Gri		
	Geam: 24mm, PANEL ALB		
	Marcă Fer: Roto NT		
	Montaj: Fara montaj cu gauri montaj		0.00
	Toc: RAMA 64 EURO 60		
	Cercevea: CANAT T94 DESCH EXT		
	Otel Ccv.: ARMATURA 35x42x2mm		
	Set Ferro.: Usa interior, Canat inactiv		
	Prag: Fara Prag		
	Coeficient de transfer termic: 1.56 W/m²K		
	Coeficient de transfer foncic:Db.		
<b>VEDERE INTERIOR</b>			
<b>DESDCHIDERE EXTERIOARA</b>			
<b>Suprafată :</b>	<b>3.147 mp</b>	<b>Total</b>	

	Usă 44 etaj 2	1	0.00
	Serie: Rehau Euro-Design 60		
	Culoare: Alb		
	Garnitura: Gri		
	Geam: 24mm, PANEL ALB		
	Marcă Fer: Roto NT		
	Montaj: Fara montaj cu gauri montaj		0.00
	Toc: RAMA 64 EURO 60		
	Cercevea: CANAT T94 DESCH EXT		
	Otel Ccv.: ARMATURA 35x42x2mm		
	Set Ferro.: Canat inactiv, Usa interior		
	Prag: Fara Prag		
	Coeficient de transfer termic: 1.56 W/m²K		
	Coeficient de transfer foncic:Db.		
<b>VEDERE INTERIOR</b>			
<b>DESDCHIDERE EXTERIOARA</b>			
<b>Suprafată :</b>	<b>3.224 mp</b>	<b>Total</b>	

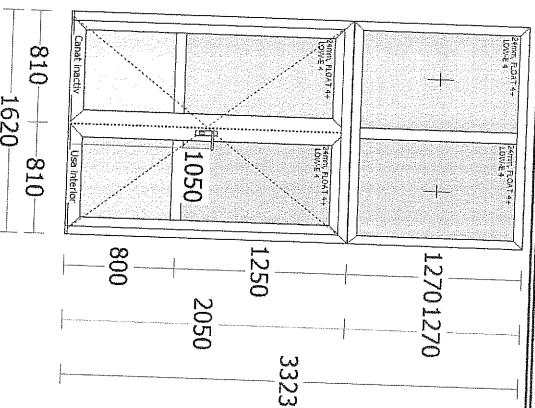


VEDERE INTERIOR  
DESCHIDERE EXTERIOARA

Usă 45 etaj 2	1	4
Serie:	Rehau Euro-Design 60	
Culoare:	Alb	
Garnitura:	Gri	
Geam:	24mm, PANEL ALB	
Marcă Fer:	Roto NT	
Montaj:	Fara montaj cu gauri montaj	
Toc:	RAMA 64 EURO 60	0.00
Cercevea:	CANAT T94 DESCH EXT	
Otel Ccv.:	ARMATURA 35x42x2mm	
Set Ferro.:	Canat Inactiv, Usa Interior	
Prag:	Fara Prag	
Coeficient de transfer termic: 1.56 W/m <sup>2</sup> K		
Coeficient de transfer fonic: Db.		

Suprafată : 3.100 mp

Total



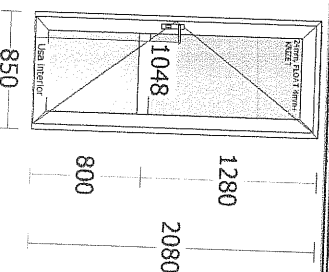
VEDERE INTERIOR  
DESCHIDERE EXTERIOARA

Panou 46	1	
Serie:	Rehau Euro-Design 60	
Culoare:	Alb	
Garnitura:	Gri	
Geam:	24mm, PANEL ALB	
Marcă Fer:	Roto NT	
Montaj:	Fara montaj cu gauri montaj	
Toc:	RAMA 64 EURO 60	0.00
Cercevea:	CANAT T94 DESCH EXT	
Otel Ccv.:	ARMATURA 35x42x2mm	
Set Ferro.:	Canat Inactiv, Usa Interior	
Prag:	Fara Prag	
Coeficient de transfer termic: 1.5 W/m <sup>2</sup> K		
Coeficient de transfer fonic: Db.		

● 1 x 1620 mm IMBINARE 3 (H MARE) , Alb

Suprafată : 5.383 mp

Total



VEDERE INTERIOR  
DESCHIDERE INTERIOARA

Usă 47 executate	1	2
Serie:	Rehau Euro-Design 60	
Culoare:	Alb	
Garnitura:	Gri	
Geam:	24mm, PANEL ALB	
Marcă Fer:	Roto NT	
Montaj:	Fara montaj cu gauri montaj	
Toc:	RAMA 64 EURO 60	0.00
Cercevea:	CANAT Z74 TD	
Otel Ccv.:	ARMATURA 35x42x2mm	
Set Ferro.:	Usa Interior	
Prag:	PRAG AL CONSTRUCTIE VECHIE24mm	
Coeficient de transfer termic: 2.1 W/m <sup>2</sup> K		
Coeficient de transfer fonic: 33(-1;-4)Db.		

Suprafată : 1.768 mp

Total